

NACCID

Startup Guide

Starting on January 14, 2024, NACC is requesting that all ADRCs assign NACCIDs at the time of consent for all participants whom UDS will be collected on.

WHAT IS A NACCID?

NACCIDs are the universal unique identifiers for each ADRC participant. These IDs enable all data types that are available for an individual participant to be linked. This includes data types that are stored directly within the NACC Data Platform, data types that are stored at partner repositories like NCRAD, NIAGADS, and the ADKP, and data from affiliated studies.

A CRITICAL STEP FOR THE ADRC PROGRAM

A new NACCID process is critical now that ADRC Participant data is becoming more multimodal as NACC expands interoperability with partner repositories and grows its affiliated study portfolio. The new process allows for additional verification to ensure NACCID fidelity, improves flexibility by enabling participant data types to be submitted to the NACC Data Platform in any order, and streamlines multimodal data integration.

WHAT IS THE NEW NACCID ASSIGNMENT PROCESS?

OLD PROCESS:

1. Signed Participant Consent
2. ADRC Completes Initial UDS visit
3. ADRC completes UDS packet submission to NACC

4. NACC Assigns NACCID when initial visit packet submission is complete

NEW PROCESS:

1. Signed Participant Consent
2. ADRC submits new ***NACCID Enrollment/Transfer Form***
3. NACC verifies and assigns NACCID
4. ADRC Completes Initial UDS visit
5. ADRC completes UDS packet submission to NACC

NEW NACCID ASSIGNMENT PROCESS



Signed Participant Consent



Submit the NACCID ***Enrollment/Transfer Form*** to NACC via ADRC Portal



Participant verified & NACCID assigned by NACC

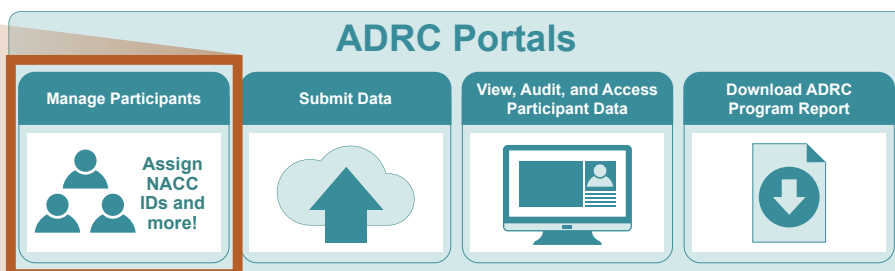
Example NACCID:

NACC000000

NACCID made available to the ADRC & linked to all future data submitted to NACC for that participant

WHERE DO I ASSIGN NACCIDS?


To assign a NACCID, ADRCs submit the **NACCID Enrollment/Transfer Form** in the “*Manage Participants*” section of the ADRC Portals. NACC then verifies the participant and returns a NACCID to the site within 24 hours. ADRCs can easily retrieve all NACCIDs via their ADRC Portals within the NACC Data Platform.




Access to the ADRC Portal is set via permissions by center Administrators in the NACC Directory. If you don't have access, contact your center Administrator. Once added, you will receive an email with instructions for setting up your account.


WHERE CAN I FIND RESOURCES?

It is important that ADRCs plan carefully for this NACCID transition, as it may require workflow adjustments. NACC has created a number of resources in collaboration with the EDC Workgroup and other ADRC partners to help facilitate ADRCs adopting this new NACCID process. These resources were also informed by the NACCID pilot that NACC conducted with 32 ADRCs in May of 2024.

 **[NACCID Assignment Process Webpage:](#)**
Access all of our resources and learn more about how to assign NACCIDs at the time of consent.

 **[How to Implement the New NACCID Process:](#)**
Video webinar overview of the new NACCID process with examples and workflow suggestions from fellow ADRCs.

I STILL NEED HELP



[ADRC Community Forum:](#)

Your space to connect, share & learn about NACCID

[Contact Us:](#)

Email us for further assistance @ naccmail@uw.edu

[Office Hours \(coming soon\):](#)

Unstructured Zoom meeting times where ADRC members can join and ask questions of NACC's Technology, REDCap, and Research Teams.

More resources available @ bit.ly/NACCID



National Alzheimer's
Coordinating Center