

# NIA Alzheimer's Disease Centers

---

**Seattle, Washington**

April 25, 2009

**Marie A. Bernard, M.D.  
Deputy Director  
NIA/NIH/DHHS**

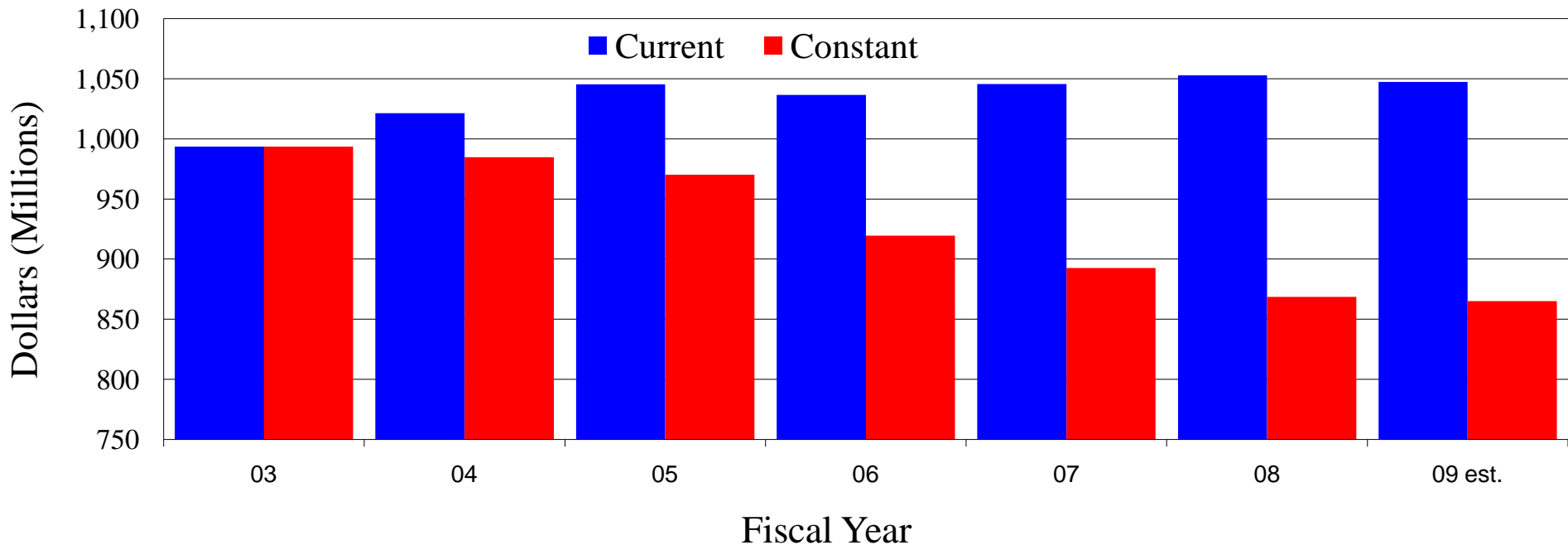


# National Institute on Aging

(Fiscal Years 2003 – 2009)

## Funding Levels in Current and FY 2003 Constant Dollars

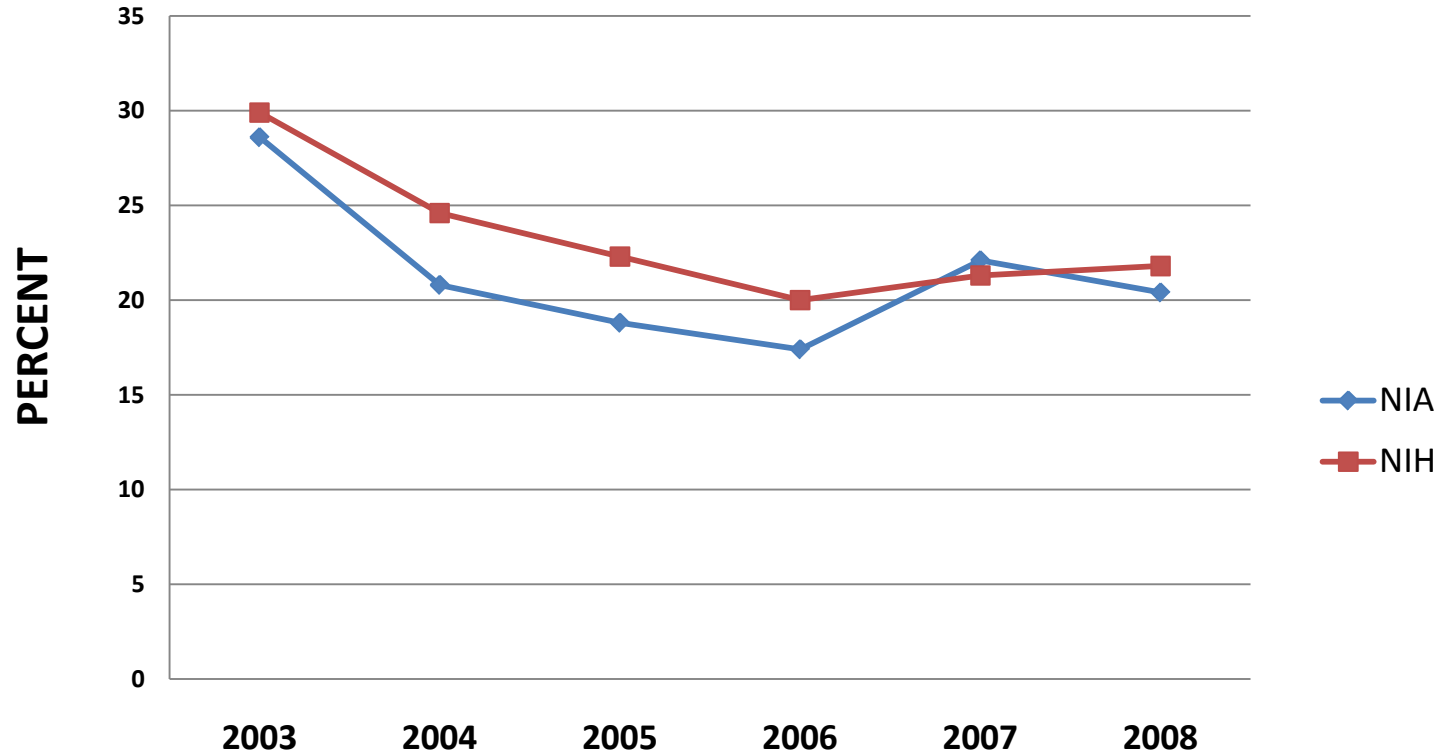
**Percent change (estimated) current dollars: +5.4%**  
**Percent change (estimated) constant dollars: -12.9%**



\* **Current dollars** - dollar value of a good or service in terms of prices prevailing at the time the good was sold or service rendered.

\* **Constant dollars** - dollar value adjusted for inflation to demonstrate "real" increases. Determined by dividing current dollars by an

# RPG Success Rates



# Alzheimer's Disease Funding

---

- **FY 2008 NIH - \$412 million**
- **FY 2007 NIH - \$411 million**
  
- **FY 2008 NIA - \$299 million**
- **FY 2007 NIA - \$284 million**

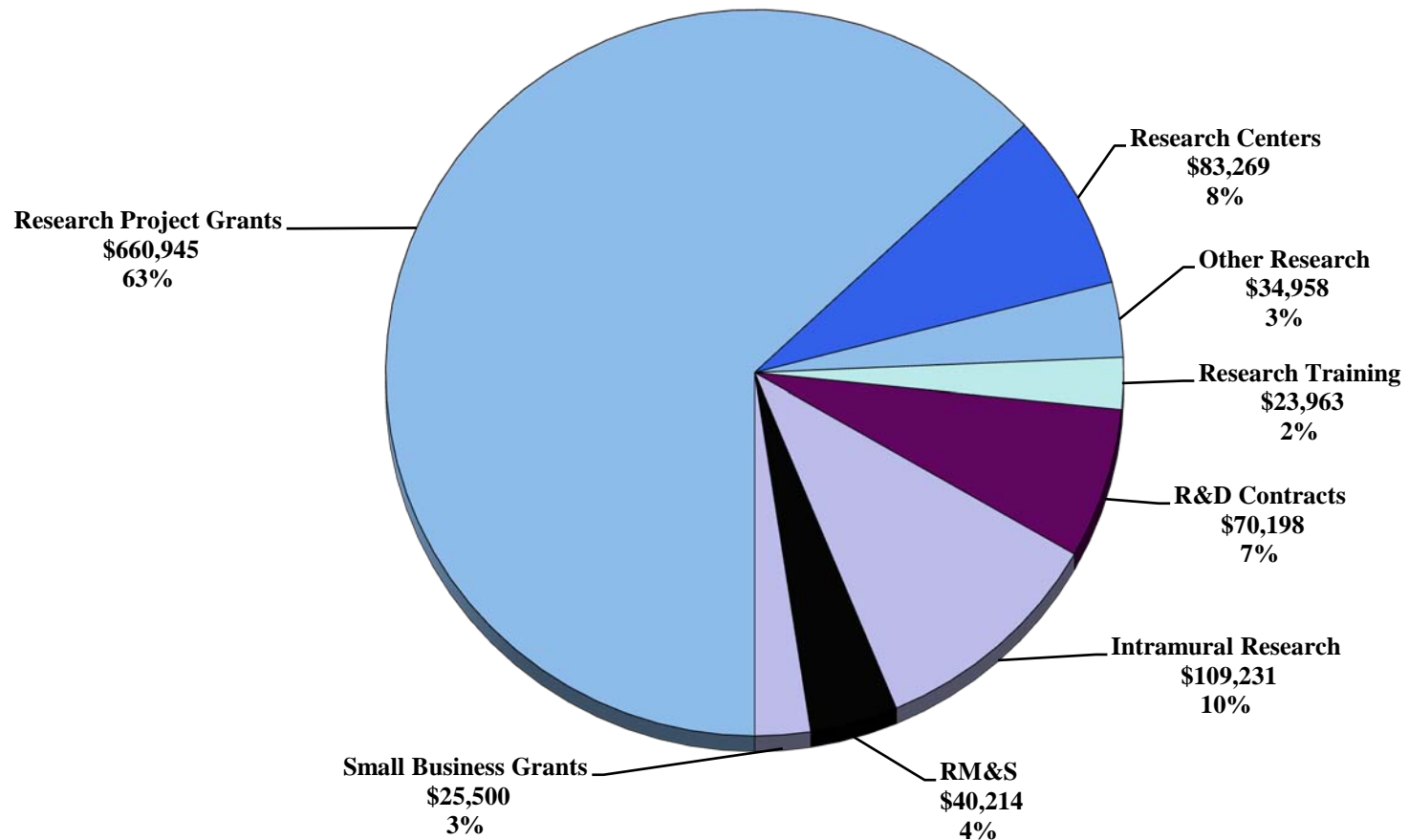
<http://report.nih.gov/rcdc/>

# 2009 NIH Appropriations

---

- **H.R. 1105, Omnibus Appropriations Act (P.L. 111-8):**
  - funds NIH at \$1 billion over FY 2008 enacted level or \$30,317,024,000
  - provides 3.2% increase for NIH and 2.7% increase for NIA
  - makes “Public Access Provision” permanent

National Institute on Aging  
FY 2009 President's Budget - \$1,048,278,000  
(Dollars in thousands)



# FY 2010 President's Budget Overview

---

- President's FY 2010 full Budget Proposal will be released in early May
- Additional \$6 billion to NIH cancer research
- Will build on ARRA funds
- <http://www.whitehouse.gov/omb/> under FY 2010 Budget

# NIH/NIA Legislative Update





# P.L. 111-5, American Recovery and Reinvestment Act (ARRA)

---

Provides NIH with a total of \$10.4 billion **over two years**--through September 2010 and **these funds are not part of the annual base**:

- **\$7.4 billion** is transferred to the Institutes and Centers and Common Fund (CF), based on a percentage - based formula
- **\$800 million** to the Office of the Director (not including CF)
- **\$1 billion** to support Extramural Construction, Repairs, and Alterations, allocated to the National Center for Research Resources (NCRR) in support of all NIH funded research institutions

# Comparative Effectiveness Research ARRA Funds

---

- **NIH: \$400 million**
- **AHRQ: \$300 million**
- **HHS Secretary: \$400 million**

# ARRA

## NIH Funding Mechanisms

---

**Many types of funding mechanisms will be supported, but, in general, NIH will focus scientific activities in several areas:**

- Recently peer reviewed, highly meritorious R01 and similar mechanisms capable of making significant advances with a two-year grant.
- Accelerate the tempo of ongoing science through targeted supplements to current grants.
- Support new types of activities that fit into the structure of the Recovery Act - new two -year **NIH Challenge Grant Program**.
- NIH will also use other funding mechanisms, as appropriate.

# NIH Research, Condition, and Disease Categorization (RCDC)

---



- Report covers 215 categories.
  - Category project listings include project title, PI, institution, state, and funding amount.
  - Most projects fit in several categories with full project funding reported in each.
  - FY 2007 and 2008 are posted.
- Entire NIA portfolio included in the Aging category.
- For more information, go to [Report.nih.gov/rcdc](http://Report.nih.gov/rcdc).