



# **NACC Legacy System ADRC Transition Preparation**

February 17, 2026

# Agenda

Welcome

Legacy System Transition Overview

Transition Steps and Resources

What are we transitioning to?

Q&A

## Goals for this webinar

- To provide a roadmap for transition off the legacy system
- To support ADRCs and affiliated studies through the transition to the new NACC Data Platform with resources and information

# Who does this apply to?

- Anyone with a current exception to UDSv4 transition
  - Affiliated studies
  - Spanish or Chinese speaking participants using translations
  - Extensions (none left)
- Anyone with unfinalized data in legacy portal
- Anyone with data that has not been submitted to the legacy portal

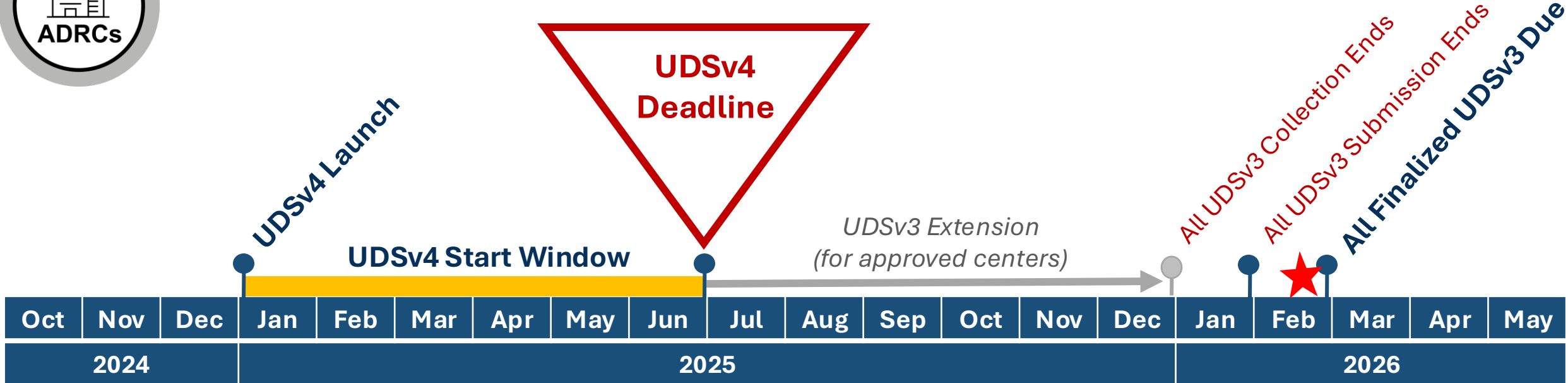
# Current state of transition across ADRC Program

- **Unfinalized data in Legacy System (including UDS, NP, Milestones)**
  - **15 (41%)** ADRCs have no unfinalized data submissions across all categories (**22** still have at least 1 unfinalized data submission)
  - **19 (51%)** ADRCs have no unfinalized **UDS** data submissions
  - There are over **2,170** unfinalized UDS packets in the working database (initial, telephone, and follow-up)

*\*Current as of Feb 13, 2026 NACC query*

# Legacy System Transition Overview

# Sunsetting Legacy Platform for ADRC Sites



Final UDSv4 Forms Documentation Available

NACC

# Key Milestones

- ~~Ending Collection – 12/30~~

- ~~• Define the last day to collect UDSv3 data~~
- ~~• Allow time to complete data entry and consensus~~

- ~~Ending Submission – 1/30~~

- ~~• Last day to submit – allow time to resolve errors and alerts~~

- **Finalizing Data – 2/27**

- Resolve errors and alerts in the legacy platform

# Minimizing Risk

- **Submit all data**

- **Highest risk:** NACC cannot see data that is not submitted, make sure to submit all UDSv3 data to the legacy platform

- **Plan ahead for UDS visits**

- End UDSv3 visits early enough to get their data through the process of submission and finalization

- **Finalize data**

- No previous data versions will be available for changes after the legacy platform shutdown
- You **MUST** finalize data within the legacy platform by March 2026

# Detailed milestones before 2/27

- There are **8** "work days" between today and 2/27
- **2/23** NACC will send individual emails to administrators of sites with >0 unfinalized data records for UDS, NP and Milestones with counts
- **2/26** NACC will send updated counts to Administrators
- **2/27** Shutdown email will be sent to Administrators, Data Core, Data Managers, Clinical Core, Affiliated Studies
  - Includes ending counts of unfinalized data

# Set up for success in those 8 days

- **Seek help with error resolution early** – from clinicians, from NACC
- **Plan for possible multiple attempts to resolve errors**
  - Expected fixes aren't quite right
  - Clinician review or correction is needed
  - The "system is busy"

# What if the "system is busy"?

- **System is busy** is a common error message during high volume times
- **Resolution options**
  - Try again during non-peak hours
  - Try a batch submission instead, it will submit when the system is available
  - Email [NACCHelp@uw.edu](mailto:NACCHelp@uw.edu)

# What happens at NACC after March 1?

- **3/2 Non-NACC users will be removed from Legacy Portal**
- **Final data transitions to cloud**
  - Verification checks to ensure all data are moved and verified
  - *Communication:* Users will be notified when this is complete
- **Server will be archived and shut down permanently**

# Where to submit NACC data now through 2/27/26

Legacy Portal	ADRC Portal	HOLD
UDSv3 visit data	UDSv4 visit data	
LBD & FTLD v.1.0 or earlier	LBD & FTLD v1.01	
Milestones v.1.0 or earlier	Milestones v1.0.1	
NP v10 or earlier	NP v11	
COVID v1	CLS	
	BDS	
	<b>Down Syndrome</b>	
	<b>Form B1a v3</b>	COVID v2
	MRI/PET	

# Resources available during Legacy System Transition

# Resource: ADRC Program Community Forum

- Connect with colleagues to share resources and ask questions
- Forum categories for UDS and Translations
- [Discourse.nacccdata.org](https://nacccdata.org)
- <https://nacccdata.org/adrc-resources/community-forum>

**Welcome to the Community Forum!**

Here are some ways to get up to speed.

getting started | forum guidelines | provide feedback | get help

categories ▶ uds4-faq ▶ Latest Top Unread (1) Categories

New Topic

Topic	Replies	Activity
UDSv4 Error Reporting Updates UDSv4 uds4 uds4-faq error-reporting qcstatus	0	Sep 25
NACC Open Office Hours - TODAY, August 27 at 10 Pacific/1 Eastern General uds4 nacccid redcap uds4-faq flywheel announcement	2	Aug 27

# Resource: EDC Documentation Site

- Step-by-step instructions for submitting and accessing data
- Download forms and supporting documentation
- docs.nacccdata.org

## UDSv4 Downloads

**Latest Release: 1.3.5 (11/12/2025)**

[Changelog](#)

### General download links

This section contains module-level file downloads for the UDSv4 as a whole, including: Project XML, Data Dictionary, Coding Guidebooks.

- [REDCap XML \[Last Updated 11/25/2025\]](#)
- [REDCap Data Dictionary \[Last Updated 11/25/2025\]](#)
- [IVP Data Element Dictionary \[Last Updated 11/12/2025\]](#)
- [Coding Guidebook](#)
- [Instructions for the Neuropsychological Battery \(C2\)](#)


# Resource: NACC Open Office Hours

- 4th Wednesday of each month, 10 Pacific/1 Eastern
  - Next office hours: **February 25, 2026**
- Drop-in office hours facilitated by NACC Tech and Research staff
- Add to calendar: [evt.to/Do24439099](https://evt.to/Do24439099)

# Resource: 1:1 Consultation

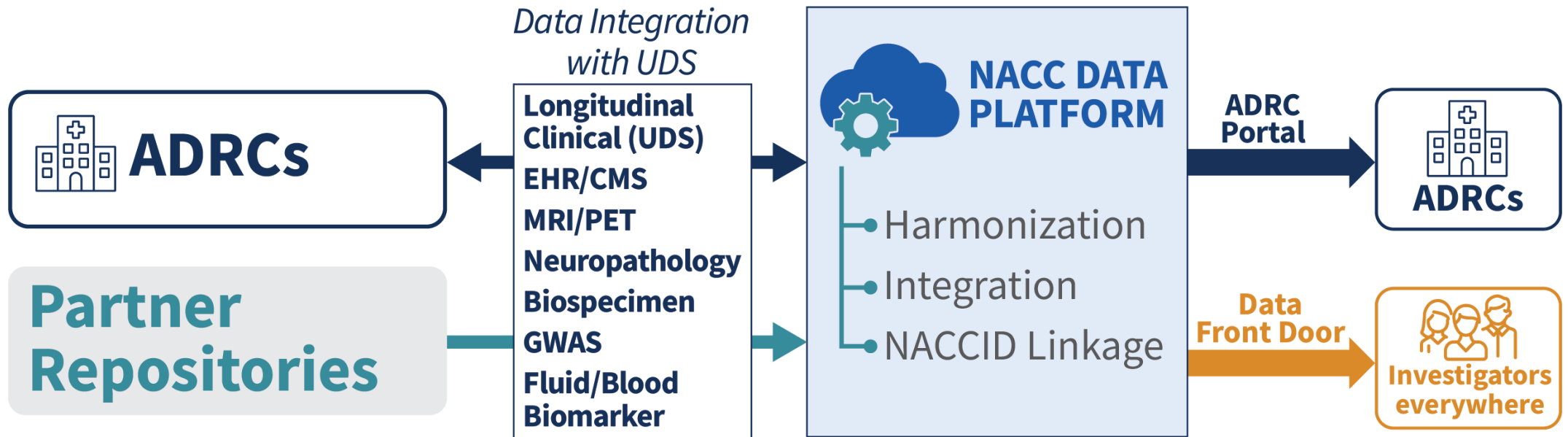
- Schedule a 1:1 Consultation with NACC staff to get questions answered and individual resolve issues
- Schedule on Calendly:  
[calendly.com/jmwelsch-uw/30min](https://calendly.com/jmwelsch-uw/30min)

SCAN TO  
SCHEDULE



# What are we transitioning to?

# New NACC Data Platform: A Modern Cloud-based Multimodal Data Integration, Harmonization, and Sharing Platform



# ADRC Portal – access from naccddata.org



 [ADRC PORTAL LOGIN](#)

 [LEGACY PORTAL](#)

[About](#) ▾

[Impact](#) ▾

[ADRC Tools](#) ▾

[Researcher Resources](#) ▾

[Events](#) ▾

[Get Involved](#) ▾



## Legacy System Shutdown

Ensure you and your ADRC have fully transitioned and are ready!

[LEARN MORE](#)

# ADRC Portals – new submission

The screenshot displays the ADRC Portal interface. On the left is a navigation sidebar with a home icon and the text 'ADRC Portal'. Below it, under a user icon, are several menu items: 'Manage Participants', 'Participant Identifiers', 'Enrollment Upload QC', 'Submit Data' (highlighted with a red box), 'UDSv4 Forms', 'UDSv3 Forms', 'MRI/PET', 'Neuropathology', 'CLARITI', 'GWAS', 'Digital', and 'EHR'. The main content area is titled 'Sample Center Portal' and includes a 'Back' button and a user profile icon. Below the title is a breadcrumb trail 'Portal > Submit Data'. Three large teal-colored buttons are arranged horizontally: 'UDSv4 & Associated Modules' with a 'UDSv4' button below it, 'UDSv3 & Associated Modules' with a 'UDSv3' button below it, and 'Imaging' with a thumbnail image of brain scans below it.

# NEW ADRC Portal – How to submit

ADRC Portal

Portal > Submit Data > UDSv4 Data Submission

## UDSv4 Data Submission

Form data may either be submitted via this ADRC portal submission page, or [through the API](#).

### Study Type

Select the study for which you want to submit UDSv4 data.

Select a study...

UDSv4 Study (ADCID #)

Affiliated Study: <Your Affiliated Study Name Here> (ADCID #)

## **For ADRC Program (P30) participants OR co-enrolled participants (P30 + Affiliated STUDY)**

If a participant is enrolled in a UDSv4/P30 study and one or more affiliated studies (co-enrolled), **their data must be uploaded under the UDS study.**

# NEW ADRC Portal – How to submit

ADRC Portal

Portal > Submit Data > UDSv4 Data Submission

### UDSv4 Data Submission

Form data may either be submitted via this ADRC portal submission page, or [through the API](#).

#### Study Type

Select the study for which you want to submit UDSv4 data.

Select a study...

UDSv4 Study (ADCID #)

**Affiliated Study: <Your Affiliated Study Name Here> (ADCID #)**

## For AFFILIATED STUDY (non-P30) participants

If a participant is enrolled only in an affiliated study (non-co-enrolled), **their data must be uploaded under the affiliated study to which they belong.**

# ADRC Portals – UDSv4 new data submission

Portal > Submit Data > UDSv4 Data Submission

## UDSv4 Data Submission

Form data may either be submitted via this ADRC portal submission page, or [through the API](#).

### Study Type

Select the study for which you want to submit UDSv4 data.

UDSv4 Study (ADCID 0)

### Optional Associated Module(s)

Note: These can be submitted at the same time as UDSv4 Study data (in a separate CSV file for each module named with the [correct suffix](#)).

- LBD (UDSv4)
- FTLD (UDSv4)
- Milestone - MLST
- Neuropathology -NP
- BDS
- CLS

# ADRC Portals – UDSv3 retrospective data submission - NEW



UDSv3 Retrospective (ADCID 0)

## Data Submission Options

### Batch File Upload

Upload a .csv file with data for multiple participants

### Upload data via API

Use the NACC API to upload data for one or more participants

### Batch File Upload

Form data is uploaded as CSV files. The filename must end with `-ds.csv` for DS Module submissions or `-b1a.csv` for B1a submissions.

#### ⚠ For faster processing:

Only submit new or edited rows in your CSV files. Including all historical data in every upload requires the processing pipeline to check every row, significantly slowing down processing times. By submitting only new or modified data, your submissions will be processed **much faster**.

Select File(s)



# ADRC Portals – View & Download data

MRI/PET  
Neuropathology  
CLARiTI  
GWAS  
Digital  
EHR  
Affiliated Studies  
Digital Neuropahtology

**View, Audit, & Access Data**

- UDSv4 & Module Form QC
- UDSv3 Module QC ●
- UDSv3 Legacy Portal ↗
- SCAN
- UDS, LBD, & FTLD Data**
- ADGC & NIAGADS
- NCRAD ●
- CLARiTI
- Neuropathology Reports
- Mixed Protocol MRI/PET

Resources

## UDS, LBD, and FTLD Data

Use this page to view participant visit or milestone forms.

**View Participant Visits** Reports Forms and Documentation

### Participant Visits

Select a participant ID:

or  X

#### Participant Info

NACCID: NACC913426  
PTID: SC0003  
GUID:  
Legacy: No  
Status: Active  
Update Date: 12/6/25

#### Milestones and Visits

**Visit: FORMS-VISIT-1**  
**Submission Date: 12/6/25**  
**Module: UDS X**

#### Visit Details

**UDS**

Visit Date: 2025-01-10  
Visit Number: 1  
Form Version: 4  
Packet: I  
Module QC Status: **FAIL X**

Form Data:

ptid	SC0003
adcid	0

# ADRC Portals – Download data for affiliated studies

- **Self-service query tool replacing custom requests**
  - Available 24/7
  - Query only the records you need, or all study records by NACCID
- **Simple, repeatable process to obtain study data**
  - Log into the ADRC Portal and upload a query file with the relevant NACCIDs
  - The system will prepare a file for you to download
- **Detailed documentation on the EDC Docs site**
  - <https://docs.naccddata.org/affiliated-studies#nacc-systems-and-affiliated-studies>

# Reporting Dashboard (Early Beta version)

Sample Center Portal



## Early Beta Release - Reports Available

- UDS Report
  - Enrollment Section
  - Most Recent Cognitive status by Race & Ethnicity
  - Cumulative Missed Visit by Initial Visit Year
  - Transactional Data:
    - Time to Finalization
    - Packets with Errors

## What we plan to support (in early Q2 timeframe)


- Support for UDS reports (address remaining charts)
- Support for GWAS and NP reports
- Support for User filters (selecting date period)


# Reporting Dashboard (Early Beta version)

Portal > ADRC Program Report

## ADRC Program Report BETA

View your center's ADRC program report. This feature is currently in beta — we'd love to hear your thoughts via the "Give Us Feedback" box. Additional reports are coming soon.

 Give Us Feedback

 Some reports have changed from previous versions. Click the **Figure Notes** and **Changelog** tabs below to learn more.

# Get access to the ADRC Portal via NACC Directory

**How:** Permissions assigned via **NACC Directory** Member Profile Survey or ADRC Administrator

- Members complete survey requesting access to Resources, Studies , Dataset, and Permission
- ADRC Administrators Approve

Resources	Study Access	Dataset Access	Permission
<ul style="list-style-type: none"><li>• Reports &amp; Dashboards</li><li>• Webinars &amp; Presentation</li></ul>	<ul style="list-style-type: none"><li>• P30</li><li>• Affiliated Study</li></ul>	<ul style="list-style-type: none"><li>• Participant enrollment</li><li>• Clinical forms</li><li>• Imaging</li><li>• Fluid biomarkers</li><li>• Genetics</li></ul>	<ul style="list-style-type: none"><li>• Submit</li><li>• View</li><li>• No access</li></ul>
<b>35 Unique Role Types!</b>			

# ADRC - Supported Features

	Target Audience	Type of Participants	Major Features	Availability
	<i>ADRC Members</i>	P30 Participants	ADRC Portal (or via Flywheel APIs): <ul style="list-style-type: none"> <li>- Submit data</li> <li>- Audit Errors (submission)</li> <li>- View/download raw data</li> </ul>	Already available
<b>Affiliated Studies</b>	<i>ADRC Members</i>	Mix of P30 and non-P30 Participants	ADRC Portal (or via Flywheel APIs): <ul style="list-style-type: none"> <li>- Submit data</li> <li>- Audit Errors (submission)</li> <li>- View/download raw data</li> </ul>	Available (Dec 2025)
	<i>Non-ADRC Members</i>	Non-P30 Participants	ADRC Portal (or via Flywheel APIs): <ul style="list-style-type: none"> <li>- Submit data</li> <li>- Audit Errors (submission)</li> <li>- View/download raw data</li> </ul>	
	<i>Affiliated Study Admins</i>	Mix of P30 and non-P30 Participants	ADRC Portal (or via Flywheel APIs): <ul style="list-style-type: none"> <li>- Download Error Status</li> <li>- Download Study Data</li> </ul>	

# Features: What is coming next

## What is coming ahead in early 2026?

- Monthly Reporting (UDS, NP etc.)
- Enhanced Transfers functionality
- Deletion of uploaded UDSv4 visits / packets

## What is NOT supported?

- Update/Deletion of previous UDS versions (UDSv3 or older)
- Web data entry via portal (now supported via REDCap)

# Resources Review

- **NACC Website:** [nacccdata.org/nacc-collaborations/uds4-updates](http://nacccdata.org/nacc-collaborations/uds4-updates)
- **EDC Docs Site:** [docs.nacccdata.org/](http://docs.nacccdata.org/)
- **Affiliated Studies:** <https://docs.nacccdata.org/affiliated-studies>
- **Tech support:** [nacchelp@uw.edu](mailto:nacchelp@uw.edu)
- **Moderated forum:** [discourse.nacccdata.org/](http://discourse.nacccdata.org/)
- **NACC Open office hours:** [www.addevent.com/event/Do24439099](http://www.addevent.com/event/Do24439099)

## Support along the way

Technical issues: Login, access, links broken, site navigation	<a href="mailto:Nacchelp@uw.edu">Nacchelp@uw.edu</a>
ADRC Program Community Forum	<a href="https://discourse.naccddata.org/">discourse.naccddata.org/</a>
Open office hours	<a href="http://www.addevent.com/event/Do24439099">www.addevent.com/event/Do24439099</a>

## How to stay in the loop?

- Watch for emails from NACC with the words "Legacy System" through the transition period
- Updated information and action steps





# Connect with Jess Welsch, MBA

Senior Project Manager

[jmwelsch@uw.edu](mailto:jmwelsch@uw.edu)

**Thank you!**

# Appendix

# Best Practices for Finalizing Data in the Legacy System

# Upload and Finalize UDSv3 data

- **Manually finalize later**

To get your full error check report.

- **Confirmation email**

If you don't receive the email, check the batch processing log for failed or processes labeled "*Not Finished.*"

- **Track progress**

Use "*View Batch Processing Log.*"

A failed process usually indicates a problem with the data file.

Finalize options:

Manually finalize later  Automatically finalize

Add to UDS Working Database using Batch Input

UPLOAD and PRE-PROCESS FILES

Upload UDS Data

View Batch Processing Log

Upload Patient GUID Data

# Finalize UDSv3 data

- **Finalize data function**

Includes all alerts and error checks. The individual error check reports can be ignored.

- **Use the filtering options**

Select the packet type, *Initial*, *Followup* or *Telephone Followup* and apply filtering options.

- All Packets
- Initial Packets
- Followup Packets
- Telephone Followup Packets
- Milestone Packets

- **"Only non-finalized packets"**

will streamline the process

- Leave start and end date blank to include all visits.

### Filtering options applied to selection above

UDS Versions:

- Version 3 only  Version 2 and earlier only  All versions

Packet finalization status:

- Only non-finalized packets (not in the current database)  All packets, finalized and non-finalized

Date windowing:

- Visit Date  Data Upload Date / Web Data Entry Date

START DATE: / /  END DATE: / /

# UDSv3 Verify Alerts

- **Verify alerts**  
Select "All IDs" for the complete list.
- Each alert has a check box. Click the checkbox to verify each alert.  **Verify this alert**
- Scroll to the bottom of the page and click "Verify Checked Alert(s)"

## ERROR CHECK

Within Form Error Check

Cross Form Error Check

Cross Visit Error Check

**Verify Alerts**

Edit Verified Alerts

**Verify Checked Alert(s)**

# How to get to the report of errors not included in finalized data report

**Select:** 1. Data Manager Reports > 1. Visits in the Working Database with Q/A issues.

The screenshot displays the UDS (NACC UDS and FTLD Module and LBD Module Submission System) interface. The left sidebar contains a navigation menu with the following items: UDS HOME, UPLOAD and PRE-PROCESS FILES, WEB DATA ENTRY, ERROR CHECK, FINALIZE, REPORTS (1), Pre-Certification Report, and Center Reports (2). The main content area is titled "Sample Center" and "UDS Center Reports". Below this, there is a section titled "Click on the Button to Go to the Selected Report Menu:" with a list of options: 1. Data Manager Reports (3), 2. Other Cer..., 4. APOE Data Needed, and 5. Specimen... The right sidebar contains a "Sample Center" section with "UDS Data Manager Reports" and "Overall Summary of Data" (0. Summary of Data in UDS Database). Below this is an "Affiliated" section (0a. IDs converting from Affiliated to ADC) and a "Q/A Reports" section with three items: 1. Visits in the Working Database with Q/A issues (4), 2. Weekly error summary, and 3. Other Inconsistent Data to be Corrected. The interface also includes a "DOWNLOAD DATA" button at the bottom.

# Cross visit errors not included in the finalize data report

- **Check your finalize data confirmation email.** There are a few cross visit errors that may be listed in the email that are not included in the finalize data report.
- Most common error check is the discrepancy between visits for age of decline (DECAGE) on Form B9. Table 3
- This report makes it easy to zero in on the data that needs to be corrected.

*NACC: Table 3 - Detailed List of Quality Assurance Issues by Issue  
Sample Center  
January 20, 2026*

Obs	Patient ID	Visit Number	Form B9 DECAGE (Age decline started)
1	2033	070	86
2	2033	2	87

# Need help with UDSv3 data?

- Email [nacchelp@uw.edu](mailto:nacchelp@uw.edu) and cc [janene@uw.edu](mailto:janene@uw.edu)
- Request a meeting
- Attend NACC Open Office Hours – 4th Wed of each month, 10am PT
- Expectations for support turnaround
  - My schedule is Monday-Wednesday 9am-6pm PT